



RC AEROGRAM

The Monthly Newsletter of the Eugene RC Aeronauts Flying Club

Editor – AL Barrington

Volume 14 Issue 5

May 2018


Next Club Meeting – Tuesday May 15th at 7PM.

Meeting location: Abby's Legendary Pizza, located at
1970 River Road, Eugene

This meeting is BYOP (Buy Your Own Pizza)

The following 4 meetings will be at the field on 3rd Saturday

Roger Dahl – President roger@artistry-in-motion.com



Hey All,

*One of my favorite things about Spring
is watching the days getting longer a
little more each day!*

It reminds me that summer is coming!

I'd like to invite all our members to

*take advantage of our lovely flying field as the
weather allows! We really have a nice place to enjoy
our hobby!*

Join us this month for our club meeting!

See you there!

Roger

Eugene RC
Aeronauts
PO Box 26344
Eugene, OR 97402
www.eugenerc.org

AMA Charter #530

**GOLD LEADER
CLUB**

President
Roger Dahl

Vice President
Frank Blain

**Secretary
&
Treasurer**
Jeff Lutz

Safety
Dwayne Graville

Flight Training
OPEN

Webmaster
Jim Corbett

Field Maintenance
Jim Corbett



Secretary and Treasurers report

Jeff Lutz – Secretary / Treasurer
jefflutz@q.com



Eugene RC Aeronauts 2018 paid members (55 members paid as of 4/17/18)

Al Barrington	Frank Blain	Dave Carlstrom
Alan Wellentin	Darren Faiman	Oliver Willis
Bill Martins	Gary Morehead	Pat Willis
Brad Werneth	Geral Yarborough	Richard Walker
Chase Colling	Gerald Johnston	Robert Funk
Chick Foster	Jeff Grey	Robert Salle
Chuck O'Donnel	Jeff Lutz	Roger Dahl
Dave Fenner	Darren Thramer	Quinn Aikens
Dave Shiltz	Jim Corbett	Roger Winz
David Simington	Jim Thomas	Ron Knox
Don Hansen	John Byrne	Ron Hokenson
Don Shiltz	John Farkas	Scott Colling
Doug McWha	John Schaad	Scott Fellman
Dale Williams	Kurt Hiner	Theo Willis
Doyle Cook	Mel Graham	Tom Kopriva
Dwayne Graville	Mel Thompson	Warren Edwards
Elizabeth Fellman	Mickey Cohen	Peter Firth
Evan Colling	Mike Burgess	Wayne Warmund
		Cecil Bell

Treasurers report for May 2018

Balance as of April 11, 2018
\$7,667.44

Checks written for:

AMA sanction for Monster Fest:	\$50.00
Gravel for road leading to Mikes house and field:	\$195.62
Service field toilet:	\$69.75
New field sprinklers and field expenses:	\$1,224.16
US Bank paper statement fee:	\$5.00
Order of checks from US Bank:	<u>\$21.50</u>
Total expenses for April:	\$1,566.03

Income for April

New member fees for Cecil Bell: \$141.25

Total Income for April: \$141.25

Balance as of May 9, 2018: \$6,242.66

The next meeting is at Abby's River Rd. 7:00 P.M. After that the next 4 meetings will be at the field on the third Saturday of the month. Don't forget the maiden flight day for the winter build planes is May 26. We will also be placing a new field table in memory of Mickey Cohen. Be sure to come to watch the maiden flights of at least 6 new planes and have a bite to eat. I will be grilling hamburgers and hot dogs.

Sincerely, Jeff Lutz Treasurer

Meeting minutes from April 2018 Meeting

Meeting called to order at 7:05

Treasurers report and meeting minutes from March read and approved.

New member Cecil Bell was introduced and welcomed to the club.

MonsterFest dates were confirmed for August 24-26

Northwest RC will be the title sponsor.

BBQ vendor is scheduled to be at MonsterFest on Saturday.

Creswell swap meet is on May 5th.

Meeting adjourned 7:33

Mickey Cohen memorial winter build challenge maiden day is Saturday May 26. The flights will start around 9:30-10 am. I will cook burgers and hot dogs and we will set the new field table in honor of Mickey Cohen. Once the maiden flights have been completed we can continue to fly and enjoy the fruits of our labor on these planes. It will be a fun day and we can share memories of our friend Mickey.

See you there

ERCB Boat Racing Club Races

Spectators are always welcome

2018 schedule:

Race 1: March 25

Race 2: April 15

Race 3: May 6

Race 4: June 3

Race 5: June 24

Race 6: July 22 e-cup

Race 7: Aug 1

Race day gates open at 8 am Racing starts at 10:00 am

Directions: From east bound beltline (hwy569) take delta hwy north exit or from west bound beltline take delta hwy valley river exit and turn right. Follow north through traffic light of GREEN ACRES AND DELTA HWY about 1/8-mile past Eugene sand and gravel and the last building which is a county building on the left is a driveway. Take GATE 4 entrance. (GRAVEL ROAD) You will see the pond. We are on the west side of pond. This is all near HOME DEPOT AREA



For more info contact: Jeff Lutz

Field Maintenance Report - Jim Corbett



Soliciting for more Watering Crew volunteers.

Email me or come to the next meeting and let me know if you are willing to be part of the crew.



New weather station May 5



Updated sprinkler system

Watering Setup Positions 2018

Starting this year, we have an updated sprinkler system. Last year we had six pods, this year we have 11 pods. Last year we needed to water twice a week to cover all of the runway, this year we can do it once a week.

We need to offset the sprinklers each week to get the best watering coverage on the runway. As more than one person will be doing this, we need some coordination, so the same area does not get all the water.

Use the EVEN – ODD dates as to where to place the sprinklers.

IF you are setting up on an EVEN day of the month, stop the mowers rear wheel at the Yellow mark on the West end of the runway on EVEN days. On ODD days of the month stop at the Orange mark.

There will be a YELLOW and an ORANGE mark painted on the center line of the West end runway (ORANGE being ODD).

Line the sprinklers up with the Orange Cones on the runway center line.

Configuration of the pods, four sections; (new pods have red caps on the sprinklers)

Three old pods, three new pods, two new pods and three old pods.

I suggest you drag each section of pods to the runway and then connect them.

When you have it configured correctly, the West most pod should have a “W” on it and the East most pod should have an “E” on it.



The South East field area has an underground watering system.

*When watering ODD days, please water the South East field area as well. (two small blue valves need to be turned in line with the pipe to run the underground watering system water)
Fill the gas tank, start the pump, move the choke and fuel levers to their South most position.*

REVISED 05-01-18 JimC

Watering Put Away Procedure 2018

Turn off the Pump, move the choke and fuel levers to their North most position. Disconnect all of the pods and the east most 50-foot pipe. Leave the caps off when dragging to the storage area, that lets the water out and makes moving them easier.



**Put away the pipes, next to the fence.
Drag the east most pod section west to just about the windsock pole position.
Then drag it to the fence area.
Drag each of the remaining pod sections to the fence area.
Please remember to put to caps back on to keep out the mice, snakes and yellow jackets, as they tend to clog up the sprinkler heads.
Configuration of the pods next to the fence**



**Fence, Two or more pipes, Three old pods(E), Two new pods,
Three new pods, Three old pods (W).
REVISED 05-01-18 JimC**

Upcoming events

May June EVENTS

May 2018

*May 25-27 47th Northwest Control-Line Regionals,
Roseburg Regional Airport.*

*May 26 ERCA Mickey Cohen Memorial Winter Build
Challenge Maiden day for winter builds*

May 28 ERCA Memorial Day Fun Fly

June 2018

June 2 Keizer and Mt. Silverwood Swap Meet / Fun Fly

June 15 - 17 Plat "I" Float Fly

*June 15-16-17 Wings of Freedom Tour 2018 - B-17,
B-25, B-24, P-51*

*Location: Aurora State Airport 22801
Airport Rd NE Aurora, OR 97002*

June 30 CRCF Fun Fly n Swap

Wings of Freedom Tour

Experience WWII Flying History

**B-17
FLYING
FORTRESS**

Join the Team!



**TF-51D
MUSTANG**

**B-25
MITCHELL**

**B-24
LIBERATOR**

Walk-through tours are \$15 for adults and \$5 for children 12 yrs. and younger. Bomber Flight Experiences in the B-17 or B-24 are \$450. B-25 flights are \$400. Get some "stick time" in the world's greatest fighter! P-51 Mustang Flight Training: (Full Dual Control TF-51D Mustang fighter) are \$2200 for a half hour or \$3200 for a full hour. See our web site for more information.

**AURORA STATE AIRPORT
JUNE 15TH TO JUNE 17TH**

No reservations needed for tours. Tour times: 6/15 2:00 PM to 5:00 PM, 6/16 - 6/17 9:30 AM to 5:00 PM. Call for flight reservations.

**For FLIGHT RESERVATIONS, directions and information
see our web site or call. www.cfdn.org 800.568.8924**





From:
Dave Fenner

I will admit that I was a little grouchy while the flying field was being redone last summer, but WOW, was it worth the wait. I have been flying fairly often the last couple of weeks and am amazed at how smooth the field is. It looks beautiful, as well, but I am loving how much easier it is on my favorite foamie, retractable-landing-gear warbirds. Taxiing, taking off and landing these guys have never been better. Hardly any bouncing around with these light-weight warbirds, and no nose-overs, especially on the west end which is more level now, and no longer a quagmire.

Thanks to Jim and everyone for all the good work on our field. The difference in the surface condition is incredible, at least to me. Here's to a fun flying season!

Dave Fenner

Eugene RC Aeronauts

Mickey Cohen Memorial Build Challenge

Maiden day for winter builds will be:

Saturday

May 26, 2018

The main goal of the Winter Build Challenge is to stimulate and encourage traditional model building within the club. It will also be a good platform for sharing modeling techniques and will hopefully provide some good content for our newsletter and Facebook page. Don't be afraid to bring your build to the monthly meetings for show and tell or advice from fellow builders. The WBC is for experienced builders and beginners alike. It's important to know you will NOT be judged at any time on your building skills.

The end game for this event will be a maiden flight party, sometime in the Spring of 2018 (probably May sometime). All entries will be expected to make their maiden flight, one-at-a-time, on that day. If you are not comfortable flying your plane, you can have somebody else do the test flight. After all the maiden flights are done, successful builders become eligible to win prizes or cool stuff yet to be determined.

Here's the Challenge:

□ Must be a NEW build from a balsa kit or plans. No repair jobs of previously flown aircraft. No ARFs. No foamies. □

Previously started kits are okay, but they should have no covering and the framework must be less than 50% completed. □

Models must be radio-controlled, of any size or complexity, and powered with glow, gas, or electric.

To enter, you must post at least one current photo showing the starting point of your project in our newsletter or on the club's Facebook page. Remember, this is a social event - no secret projects allowed.

To finish the challenge, your plane must be flown at the maiden flight party. The plane must take off, make at least one lap, and land.

The Challenge is open to any AMA member.

For now, let's consider these guidelines to be semi-fluid. There may be good reasons to make some tweaks down the line. It's not like this is a competition. The idea is to challenge yourself, learn a thing or two, and have fun.

If you are a relative newcomer to building, take some time to research your kit options and talk with a few experienced club members for ideas and advice. If you are an established builder, grab a kit out of your stash and start gluing!

Questions, suggestions, comments, or ideas? Contact Jeff Lutz 541-954-8955
jefflutz@q.com

Here is the list of builders I have so far:


Jeff Lutz	Great Planes Extra
Frank Blain	Top Flite Giant Scale P-47
Mickey Cohen	Balsa USA Smoothie XL
Chick Foster	Scratch built Astro Hog
Mel Graham	UFO with OS 65... Pattern plane
Dwayne Graville	Sig Astro Hog
Alan Wellentin	Combo of plane and Heli... Should be an interesting maiden
Pat Willis - Wendell Hostetler	Cessna 310 Skymaster
Roger Dahl - Ikon Nwest	Waco Biplane
Dave Carlstrom	- Goldberg Skylark
Warren Edwards	- Sig Four-Star 20 converted to fuel

I have purchased a Sig 40 size cub to raffle of the day we maiden next spring. Every one that builds a plane for the Build Challenge will get a ticket for the raffle. I am also going to have plaques cut for all the participants in the build challenge.

Some Pictures of Build Challenge Projects



Jeff Lutz's Extra 300



Another Jeff Lutz Project

EUGENE



WWW.EUGENERC.COM

Chick Fosters HOG

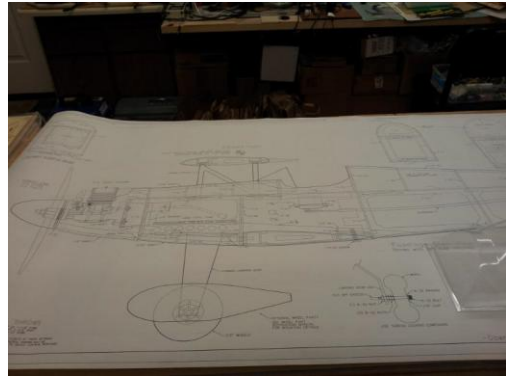


*Franks P-47 Wing,
Rivets and Panel Lines Ready to Prime*



Fuselage Painted

Mel Graham's Arrowmaster



*Peeking inside the box of
Arrowmaster Kit*



Mel found the lumber for the Arrowmaster

Hardware Also

Recent Field Pictures 2018 - Courtesy of Jim Corbett

May 2



April 30

2018 ERCA Club Officer Contact Info.

<i>President</i>	<i>Roger Dahl</i>	<i>541-579-5959</i>	<i>roger@artistry-in-motion.com</i>
<i>Vice President</i>	<i>Frank Blain</i>	<i>541-345-7449 – 541.954.2342</i>	
<i>Sec/Treasurer</i>	<i>Jeff Lutz</i>	<i>541-689-3567</i>	<i>jefflutz@q.com</i>
<i>Safety Officer</i>	<i>Warren Edwards</i>	<i>541-995-8437</i>	<i>bitburgerpils1@yahoo.com</i>